








LIGHT
AND
SIGHT



Made in
Germany

MAIN CATALOGUE 2020

busch+müller



10 LUX

Standard, required by road traffic regulations.

light output not pictured

20 LUX



Lyt B



Pure B

30 LUX



Fyre



Eyro



Onefive

30 LUX

differently shaped beam pattern. not pictured



Upp



Lyt T

40 LUX

ohne Lichtbild



IQ Fly R



IQ Cyo R



IXON IQ

40 LUX

differently shaped beam pattern. not pictured



Avy

60 LUX



IQ Fly RT PREMIUM



IQ Cyo R (T) PREMIUM



60 LUX

differently shaped beam pattern. not pictured



IQ Cyo (T)

70 LUX



LUXOS beam boost mode: 90 Lux

70 LUX

differently shaped beam pattern. not pictured



IQ-XS

80 LUX



IQ Fly PREMIUM



IQ Cyo (T) PREMIUM



IXON IQ PREMIUM



IXON IQ Speed PREMIUM
90 LUX, identically shaped beam pattern

80 LUX

differently shaped beam pattern. not pictured



IQ-XM
additional 120 LUX in high beam mode. Beam pattern pictures see page 8/9.

100 LUX



IQ-X


150 LUX



Space



IQ-XE



HIGH BEAM LIGHT

The new high beam light approved by German road traffic regulations by Busch + Müller, bringing even more light into darkness. Manually activated, it shines not only very far, but ensures an all-en-

compassing, perfect lighting of the road. Genuinely inspired and inspiring light comfort. Available in the new IQ-XM headlight for e-bikes.



NEW: IQ-XM with high beam light approved for road use, more on page 8

E-BIKE LIGHT

E-BIKE

DYNAMO-POWERED LIGHT

DYNAMO

BATTERY-POWERED LIGHT

BATTERY

ACCESSORIES

ACCESSORIES

MIRRORS

MIRRORS


INNOVATION. ORIGINAL. MADE IN GERMANY.



Busch + Müller is the leading brand for bicycle and e-bike lighting. All our products are created with the customer's safety in mind.

Whether cycling to school or night-riding an e-bike: Our mission is to meet the requirements of all different types of cyclists.

MADE IN GERMANY FROM CONCEPTION TO THE FINISHED PRODUCT



Design and construction

Since 1925, Busch + Müller has manufactures in Meinerzhagen, Germany. It all began with the production of cat's-eye reflectors. A small production plant evolved into a

company with a trendsetting brand, highest innovative power and more than 200 employees.

MADE IN GERMANY SINCE 1925



Injection moulding machine park

Another thing that is special about Busch + Müller is their production depth. From a first product idea and 3D prototypes up to serial production, everything is made in Meinerzhagen. Even the most complex

injection moulding tools for more than 30 machines are made in-house. Electric circuit boards are purchased from an entirely associated company in our direct neighbourhood.

PEERLESS PRODUCTION DEPTH



Highly qualified employees doing final assembly

Without innovation, there is no progress. This credo drives Busch + Müller on to repeatedly achieve what others regard as unreachable. Trailblazing innovations originating at Busch

+ Müller are standlight, daytime LEDs, brake light, universal e-bike headlights and daytime running light as approved by German road traffic regulations.

INNOVATION IS OUR CREED



Heat exchanger

In January 2019, Busch + Müller was certified in accordance with ISO 14001, a worldwide standard for environmental management systems. Certified companies are classified as ecologically sustainable and have the central task to constantly increase sustainability. Examples are building

insulation, LED lighting, using rainwater for cooling, waste heat is used for heating installations, while waste oil is reprocessed and reused. Plastic waste is reground into granulate and returned to the production process.

SUSTAINABLE ACCORDING TO ISO 14001

E-BIKE LIGHTS

- | 80 Lux low beam mode
- | 120 Lux high beam mode*
- | For e-bikes
- | Input: 8-48 V DC
- | Aluminium casing
- | Extensive beam mode with light at close range
- | Standlight
- | Ergonomic push button for handlebar mounting
- | Screw-on front reflector
- | Approved by recent German road regulations



*Requires: minimum 18 W nominal output of the drive system's light connection

HIGH BEAM LIGHT FOR E-BIKES.




Type 168

IQ-XM

Busch + Müller and new legislation made it possible: E-bike headlights with high beam function. The compact headlight is made of high-grade aluminium. Low beam light (80 Lux) adheres to the light/dark boundary. High beam mode (120 Lux), triggered by a handlebar push button, significantly brightens the field of light and opens it up, shining way past that boundary. High beam light guarantees perfect vision into the distance, generating a considerable safety plus.

HANDLEBAR PUSH BUTTON

For mounting to the handlebar. When high beam mode is activated, the high beam symbol shines blue (green in low beam mode). Can be adapted to Magura and Tektro brake levers.



IQ-X E

HIGH-END HEADLIGHT FOR E-BIKES.

The headlight shines with full 150 Lux and impresses with a very far, wide and homogeneous, extensive beam pattern. The elegant design and high-grade aluminium (silver or black) compliment the finish.



- | 150 Lux
- | Suitable for 5,5-60 V DC supply
- | Daytime LEDs
- | Light at close range
- | Extensive beam pattern
- | For Bosch Active and Performance 6V, Bosch 12V, all Brose and Shimano drive systems except Steps 6000 until 2018
- | Requires at least 7.5 W nominal output of the drive system's light connection

	with switch ON/OFF	Standlight	Sensor automatic	Light at close range	Daytime LEDs
IQ-X E					
164R60TS7		●	●	●	●
164R60T2S7		●	●	●	

IQ-XS E

Small. Petite. Bright. Aluminium casing.

The small brother of the successful IQ-X E features not only a classy design but also a very high output. The extensive light field as well as light at close range make every ride in the dark an enjoyable experience. During the day, the integrated daytime LEDs offer maximum safety.



- | 70 Lux
- | Suitable for 6-42 V DC supply
- | Daytime LEDs
- | Light at close range
- | Extensive beam pattern
- | For Bosch Active and Performance 6V, Bosch 12V, all Shimano and Brose drive systems

	with switch ON/OFF	Standlight	Sensor automatic	Light at close range	Daytime LEDs
IQ-XS E					
167R42TS-01		●	●	●	●

CYO[®] PREMIUM E



- | 80 Lux
- | Suitable for 6-42V DC supply
- | Extensive beam pattern
- | Light at close range
- | On/off switch
- | Rear light contacts (RLC)
- | For Bosch Active and Performance 6V, Bosch 12V, all Shimano and Brose drive systems

IQ - Premium light,
Classic design: for E-bikes

Compact, elegant, dynamic. Its classically puristic shape is just one of the reasons for the huge success of the Cyo. The IQ - Premium optics of this light emit an enormous 80 Lux, with a spectacularly wide beam pattern. Quality right down to the stainless steel bracket and special screw.

	with switch ON/OFF	Standlight	Sensor automatic	Light at close range	Daytime LEDs
Cyo PREMIUM E					
1752Q42/6N	●	●	●		

EYC[®] E

THE TINY MIGHT - FOR E-BIKES ALSO.

Hard to believe that this tiny light can be so bright. The IQ2 - Optics of this light, combined with a high power LED, provide a respectable 50 Lux output with an impressively even beam on the roadway. Very good light at close range is the icing on the cake.



- | 50 Lux
- | Suitable for 6-42V DC supply
- | Extensive beam pattern
- | Light at close range
- | Rear Light Contacts (RLC)
- | For Bosch Active and Performance 6V, Bosch 12V, all Shimano and Brose drive systems

	with switch ON/OFF	Standlight	Sensor automatic	Light at close range	Daytime LEDs
Eye E					
160R42/6		●		●	

MYC[®] E

STILYSH AND BRIGHT

The new MYC E grabs the ticket on its 50 Lux light output, homogenous beam pattern and modern design. Compact and robust with impressive functionality, the headlight bridges the way to upscale product categories.



NEW 2020

- | 50 Lux
- | Suitable for 6-42V DC supply
- | Extensive beam pattern
- | Light at close range
- | On/Off switch
- | Rear Light Contacts (RLC)
- | For Bosch Active and Performance 6V, Bosch 12V, all Shimano and Brose drive systems

	with switch ON/OFF	Standlight	Sensor-automatic	Light at close range	Daytime LEDs
MYC E					
150R42/6		●		●	

AVY[®] E

EVERYTHING YOU NEED - FOR E-BIKES.

Built around genuine IQ optics, the light provides a good solid 40 Lux and an even beam pattern. An ideal mid-range headlight. Up-to-date technology at an attractive price point.



- | 40 Lux
- | Suitable for 6-42V DC supply
- | Extensive beam pattern
- | Light at close range
- | For Bosch Active and Performance 6V, Bosch 12V, all Shimano and Brose drive systems

	with switch ON/OFF	Standlight	Sensor-automatic	Light at close range	Daytime LEDs
AVY E					
162R42/6		●		●	

UPP® E

SIMPLE. CLEAN. GOOD.

The design of the Upp E has clear lines that create a harmonious overall impression. As far as performance is concerned, it is a robust 30 lux headlight with close-range lighting and side-beam illumination for increased visibility.



- | 30 Lux
- | Suitable for 6-42V DC supply
- | Light at close range
- | Integrated front reflector
- | Rear light contacts (RLC)
- | For Bosch Active and Performance 6V, Bosch 12V, all Shimano and Brose drive systems

UPP E	with switch ON/OFF	Standlight	Sensor-automatic	Light at close range	Daytime LEDs
166/42/6		●		●	

E-BIKE

MONKEYLINK READY: IQ-X E AND IQ-XS E

MonkeyLink revolutionises the accessory market. The effortless connection between headlight and bicycle. One click and the fit is perfect!

- | Guided by magnets, the headlight easily snaps into the mounting bracket.
- | The connection locks automatically.
- | The e-bike headlight is powered by the vehicle's battery and can be controlled using the e-bike display.



IQ-X E for MonkeyLink mounting
Type 164R60TS7-01ML



IQ-XS E for MonkeyLink mounting
Type 1673R42TS-01ML

μ [my:][®] E



SMALL. SMALLER. μ.

The smallest rear light approved for road use. [my:]. Minimalistic in a high-grade aluminium casing. Fits aluminium design headlights by Busch + Müller. In spite of its small size, it offers good visibility all around. The μ may be mounted to the mudguard as well as to the strut or seat post. Small, efficient and very visible, the rear light is a great fit for modern bicycles.

- | Suitable for 5-15 V DC supply
- | Minimalistic design
- | Very good visibility all around
- | Aluminium casing, black or silver anodised
- | Choice of mudguard, strut or seat post mounting
- | 1 high power LED



for seatpost/strut

for mudguard



- | Brake rear light
- | Carrier mounting (50 mm)
- | Suitable for 5-50 V DC supply
- | 2 high power LEDs
- | LineTec strip light
- | Integrated rear "Z" reflector
- | Type 323KB

LINE K BRAKE E

THE BRAKE TAILLIGHT FOR E-BIKES.

As a taillight, it is a bright one. When the brakes are applied, the LineTec Strip will illuminate significantly brighter still, giving a clear brake signal. An electronic signal cable connection to the brake lever must be established. Approved by most recent German road traffic regulations. Compatible braking systems are available from Magura, Tektro and Formula.

2C E

MINIMALISTIC DESIGN, BRILLIANT FUNCTION.

In the dark, two clear and C-shaped arcs to the left and right appear as bright light brackets, powered by two high power LEDs.



- | Suitable for 5-15 V DC supply
- | 2 high power LEDs
- | LineTec light brackets
- | Mounting Dimension 50/80 mm
- | Integrated rear "Z" reflector

SECLA[®] E

COMPACT AND HIGHLY VISIBLE

Equipped with LineTec optics that create a corona of light from one high power LED around a central reflector. Very distinctive due to its "spatial" shape, it offers other traffic participants more perspective, allowing them to judge your position better. That makes you safer.



- | Suitable for 5-15V DC supply
- | 1 high power LED
- | LineTec light crown
- | Seatpost or mudguard mounting
- | Integrated rear reflector
- | Seatpost: type 331/2ASDC
- | Mudguard: type 331ASDC

VIEW[®] E

STRIKING DESIGN

Equipped with LineTec optics that carry light from two bright LED's through light guides right up to the edge of the housing. A high degree of all-round visibility. The dual lines of light visible from the rear offer other traffic participants more perspective, allowing them to judge your position better. That makes you safer.



- | Suitable for 5-15V DC supply
- | 2 high power LEDs
- | LineTec strip light
- | Carrier mounting
- | Type 321ASDC

E-BIKE HEADLIGHT OVERVIEW

	Ref. no.	Power supply	Lux	Extensive beam pattern	Light at close range	Front reflector	Standlight	Switch ON/OFF	Sensor automatic	Rear light contacts (RLC)	Daytime LEDs
IQ-X E	164R60TS7	5,5-60 V	150	●	●	incl.	●		●		●
IQ-X E with DRL¹	164R60T2S7	5,5-60 V	150	●	●	incl.	●		●		● ¹
IQ-XS E	167R42TS-01	6-42 V	70		●	incl.	●				●
IQ-XM	168RU65-01	8-48 V	80 +120	●	●	incl.	●				
Cyo PREMIUM E	1752Q42/6N	6-42 V	80	●	●	incl.	●	●		●	
Eyc E	160R42/6	6-42 V	50		●	incl.	●			●	
Myc E	150R42/6	6-42 V	50		●	incl.	●			●	
Avy E	162R42/6	6-42 V	40		●	incl.	●			●	
Upp E	166/42/6	6-42 V	30		●	●	●			●	

¹with daytime running light according to regulatios

E-BIKE REAR LIGHT OVERVIEW

	Ref. no.	Power supply	Mounting	Standlight	Brake light	Strip light
μ E	332ALDC	5-15 V	Mudguard, seatpost, strut	●		
LINE k brake E	323/5KB	5-50 V	Carrier 50mm	●	●	●
2C E	326ASDC	5-15 V	Carrier 50 or 80mm	●		●
Secula E	331ASDC	5-15 V	Mudguard, strut	●		●
View E	321ASDC	5-15 V	Carrier 50 or 80mm	●		●



SPECIALS FOR SPEED E-BIKES

COMPONENTS FOR THESE TYPES OF E-BIKES MAY NOT SIMPLY BE RETROFITTED. THEREFORE, THEY ARE ONLY SPARE PARTS AVAILABLE FROM THE VEHICLE'S MANUFACTURER AS SPARE PARTS.

IQ-X E 45 km/h

HIGH-END HEADLIGHT FOR SPEED E-BIKES.

This headlight supplies 150 Lux and its extensive light field offers a very far, wide and homogenous lighting of the road. The design is elegant, made of high-grade aluminium, black or silver.



- | 150 Lux For speed e-bikes 6-60 V DC
- | Light at close range
- | For Bosch Active and Performance 6V, Bosch 12V, all Shimano drive systems and Brose.
- | Requires at least 7.5 W nominal output of the drive system's light connection

with switch ON/OFF	
Standlight	●
Sensor automatic	
Light at close range	●
Daytime LEDs	

IQ-X E

164/60E7

HORN

ARE SIGNAL-HORNS ALLOWED?

No, not for regular bicycles, but if the signaling device is in accordance with all regulations and carries the E mark of approval, it may be used for speed e-bikes.



- | Effective Sound
- | Includes handlebar push button
- | With E mark of approval
- | Type 660

LICENCE PLATE MOUNT

Licence plate mounting system, consisting of mounting bracket, rear light with brake function, licence plate light, rear reflector.



- | Integrated rear light with brake light function
- | Integrated licence plate light
- | Mounting bracket adjustable for licence plates from DE, NL, AT, CH
- | Rear reflector
- | With E mark of approval
- | Type 650

Made in
Germany

DYNAMO-POWERED HEADLIGHTS

- | 100 Lux. Powered by dynamo!
 - | LED IQ2 technology
 - | Aluminium casing
 - | Extensive beam pattern
 - | Daytime LEDs
 - | Sensor automatic
 - | Light at close range
 - | Lateral light emission
 - | Standlight
- Approved for road use. German mark of approval





Type 164

IQ-X

CLASSY DESIGN. MAXIMUM BRIGHTNESS. BRILLIANT BEAM PATTERN.

The most striking headlight for dynamo-equipped bicycles we ever built. Its elegant aluminium casing contains all technology that modern high-end bicycle headlights could possibly have. It is the first dynamo headlight to reach the 100 Lux mark. Even more important than this measured value is the spread of light: A very homogenous beam pattern extends out in front of the bicycle, enabling the cyclist to see everything clearly - the immediate close range, the width of the road exceeding the kerbside, and also more than 40 metres distant. Cycling in the dark becomes a pure joy - and also safer than ever. Also during daytime - because of the integrated daytime LEDs.

DYNAMO



Road width 8m

100 LUX

Light at close range

IQ-XS

SMALL. AND BRIGHT. ALUMINIUM CASING.

The IQ-X's small brother impresses with its aluminium design as well as its output. The extensive beam pattern with light at close range makes every night ride enjoyable.



- | Aluminium housing
- | 70 Lux
- | Extensive beam pattern
- | Daytime LEDs
- | Light at close range
- | Sensor automatic
- | Standlight
- | Switch ON/OFF
- | only 87g

IQ-XS	with switch ON/OFF	Standlight	Sensor automatic	Light at close range	Daytime LEDs
167RTSNDI/-01	●	●	●	●	●

LUXOS®

LUMOTEC SERIES. WITH IQ2 TECHNOLOGY AND EXCELLENT COMFORT FEATURES.

Lux output: 70-90! The light field is maximally homogenous and the lit area several times larger compared to original IQ technology. Further light features: panorama light at close range, daytime LEDs, switchable beam boost for the darkest of nights. Also much more than a headlight: with USB charging option for mobile devices, supported by an integrated lithium battery. The pure output of 70 Lux is also available in a basic version.



- | Lux 70 / 90
- | Panorama light at close range
- | Beam boost 90 Lux
- | Handlebar push button
- | Cache battery
- | USB charging
- | Daytime LEDs
- | Standlight Sensor
- | Automatic rear light monitor

Hidden inside the "head", more efficient than ever: the IQ2 LED technology.

Aluminium cooling element, glossy piano lacquer

LUXOS	with switch ON/OFF	Standlight	Sensor automatic	Light at close range	Daytime LEDs
179U	●	●	●	●	●



Handlebar push button with control LEDs. Controls all light features at the push of a button.

Waterproof cable guiding. If the USB cable is disconnected, the "open" cable end is sealed with a rubber cap (included).

CYO®

LUMOTEC SERIES. PREMIUM OUTPUT, COMPACT SIZE. ALREADY A CLASSIC.

Its classically puristic shape is both elegant and dynamic, but that is only one reason for Cyo's success. Another one is the IQ technology's formidable performance spectrum housed in a minimalist casing. Stainless steel mounting bracket and screw emphasise its high quality. Many versions for virtually all different purposes. Approved by German road traffic regulations.



Cyo T

		with switch ON/OFF	Standlight	Sensor automatic	Light at close range	Daytime LEDs
LUMOTEC IQ Cyo T PREMIUM						
T senso plus	1752QTSNDI	●	●	●	●	●
RT senso plus	1752QRTSNDI	●	●	●	●	●
E	1752Q42/6N	●	●	●	●	
LUMOTEC IQ Cyo T						
T senso plus	175QTSNDI	●	●	●	●	●
RT senso plus	175QRTSNDI	●	●	●	●	●
LUMOTEC IQ Cyo						
N plus	175QNDI	●	●	●		
senso plus	175QSNDI	●	●	●	●	
R senso plus	175QRSNDI	●	●	●	●	



Cyo R
Design alternative: specially chromed casing, aluminium look



Cyo



Cyo RT

DYNAMO



FLY T PREMIUM

- | Daytime LEDs
- | Extensive light field
- | Light at close range
- | Standlight & sensor automatic
- | 60 Lux with front reflector



FLY PREMIUM

- | Extensive light field
- | Light at close range
- | Standlight & sensor automatic
- | 80 Lux with front reflector

FLY

LUMOTEC SERIES. THE ELEGANT ONE.

The headlight's range can easily be adjusted by tilting its head - it firmly and precisely locks into the chosen position! Mounting bracket and screw made of stainless steel, rear switch. Suitable for suspension forks by combination with different adaptors. Approved by German road traffic regulations.

		with switch ON/OFF	Standlight	Sensor automatic	Light at close range	Daytime LEDs
LUMOTEC IQ Fly T PREMIUM						
RT senso plus	1742QRTSNDI	●	●	●	●	●
LUMOTEC IQ Fly PREMIUM						
R senso plus	1742QRSNDI	●	●	●	●	

EYC®

LUMOTEC SERIES.
SMALL, YET VERY CAPABLE.

IQ2 technology. Very good and homogenous lighting of the road. Clip-on reflector. Only 70 g light. Decrease in volume of over 60 % when compared to the previously smallest LUMOTEC (Cyo). Approved by German road traffic regulations.



LUMOTEC IQ2 Eye		with switch ON/OFF	Standlight	Sensor automatic	Light at close range	Daytime LEDs
plus	160RDI		●		●	
N plus	160RNDI	●	●		●	
T senso plus	160RTSNDI	●	●	●	●	●

EYC

- | 50 LUX
- | Daytime LEDs
- | Light at close range
- | Sensor automatic
- | Standlight
- | Includes clip-on front reflector

MYC®

BRIGHT AND STYLISH.

The new MYC grabs the ticket on its 50 Lux light output, homogenous beam pattern and modern design. Compact and robust with impressive functionality, the headlight bridges the way to upscale product categories.



NEW 2020

MYC

- | 50 LUX
- | With switch ON/OFF
- | Light at close range
- | Sensor automatic
- | Standlight
- | Includes clip-on front reflector

MYC		with switch ON/OFF	Standlight	Sensor automatic	Light at close range	Daytime LEDs
N	150RN	●			●	
N plus	150RNDI	●	●		●	
T senso plus	150RTSNDI	●	●	●	●	●

AVY®



LUMOTEC SERIES. JUST WHAT YOU NEED.

It is almost as slender as its exceptionally successful brother Eyc. Inside is genuine IQ technology. With 40 Lux and a good, homogenous beam pattern it is the ideal middle class headlight - up-to-date technology at a favourable price-performance ratio. Approved by German road traffic regulations. Also: mark of approval F.

AVY

- | 40 Lux
- | Daytime LEDs
- | Includes clip-on front reflector
- | Sensor automatic
- | Standlight
- | Light at close range

LUMOTEC IQ Avy		with switch ON/OFF	Standlight	Sensor automatic	Light at close range	Daytime LEDs
plus	162RN	●			●	
N plus	162RNDI	●	●		●	
T senso plus	162RTSNDI	●	●	●	●	●

DYNAMO

UPP

- | 30 Lux
- | Daytime LEDs
- | Light at close range
- | Standlight & sensor automatic
- | LED lens technology
- | Integrated front reflector
- | Lateral light emission



LUMOTEC SERIES. SIMPLE. CLEAN. GREAT.

Its shape: Delicate design with very clear lines. Its function: A robust 30 Lux headlight with light at close range. Approved by German road traffic regulations.

LUMOTEC UPP		with switch ON/OFF	Standlight	Sensor automatic	Light at close range	Daytime LEDs
plus	166N	●			●	
N plus	166NDI	●	●		●	
T senso plus	166TSNDI	●	●	●	●	●

LYT[®]

LUMOTEC SERIES.
BRIGHT, ROBUST, RELIABLE.

Modern LED lens technology creates a good and homogenous beam pattern with light at close range and precise light/dark boundary. With integrated front reflector. Approved by German road traffic regulations. Also includes mark of approval F.



LYT[®]

- | 25 Lux
- | Integrated front reflector
- | Lateral light emission
- | LED lens technology
- | Standlight
- | Light at close range

LYT T[®]

The T version with daytime LEDs offers perfect riding security all around the clock.

- | 30 Lux
- | Daytime LEDs
- | Integrated front reflector
- | Lateral light emission
- | LED lens technology
- | Standlight
- | Light at close range

LYT B[®]

- | 20 Lux
- | Integrated front reflector
- | Lateral light emission
- | LED lens technology
- | Standlight
- | Light at close range

		with switch ON/OFF	Standlight	Sensor automatic	Light at close range	Daytime LEDs
LUMOTEC Lyt T						
T senso plus	178TSNDI	●	●	●	●	●
LUMOTEC Lyt						
N	178N	●				●
N plus	178NDI	●	●			●
senso plus	178SNDI	●	●	●		●
LUMOTEC Lyt B						
B N	1781N	●				
B N plus	1781NDI	●	●			
B senso plus	1781SNDI	●	●	●		

ONEFIVE[®]

SPECIAL HEADLIGHT FOR
1.5 W HUB DYNAMOS.

There is a new generation of hub dynamos. They are rather small and light - with a reduced output of 1.5 W (standard is 3 W). For these special dynamos, we developed the Onefive. Its light technology is optimised for the lower power supply - but please note: this headlight may only be used with these special hub dynamos. Approved by German road traffic regulations.



- | 30 Lux
- | Daytime LEDs
- | Light at close range
- | Standlight
- | Clip-on front reflector included

		with switch ON/OFF	Standlight	Sensor automatic	Light at close range	Daytime LEDs
LUMOTEC ONEFIVE						
T senso plus	165RTSNDI	●	●	●	●	●

HANDLEBAR MOUNTING BRACKET



DYNAMO HEADLIGHTS MOUNTED TO THE HANDLEBAR? THIS IS HOW IT WORKS!



Type 470LH

Also fits Bosch e-bike control units.

With this special brackets, LUMOTEC headlights can be mounted to the handlebar both directly and centrally.



CLASSIC

LUMOTEC SERIES. LED LIGHT FOR VINTAGE OR CLASSICAL BIKES.

Form and surface material are an homage to bicycle traditions. The technology is both modern and efficient, guaranteeing both light comfort and safety in traffic. Approved by German road traffic regulations.

CLASSIC T

Daytime running light models have a light output of 30 Lux. Distinctive signalling LEDs for better visibility during the day are integrated into the headlight.

- | 30 Lux
- | Daytime LEDs
- | Light at close range
- | LED lens technology
- | Standlight

CLASSIC

Modern LED lens technology creates 25 Lux. Very good and homogenous field of light with light at close range and precise light/dark boundary.

- | 25 Lux
- | Daytime LEDs
- | Light at close range
- | LED lens technology
- | Standlight

		with switch ON/OFF	Standlight	Sensor automatic	Light at close range	Daytime LEDs
LUMOTEC Classic						
N	1786CN	●			●	
N plus	1786CNDI	●	●		●	
senso plus	1786CSNDI	●	●	●	●	
LUMOTEC Classic T						
T senso plus	1786CTSNDI	●	●	●	●	●

DYNAMO



HALOGEN

LUMOTEC SERIES. TRADITIONAL MODELS WITH WARM LUMINOUS PERCEIVED COLOUR.

In 1991, the LUMOTEC Basic was the first headlight with an integrated ring reflector. Because of its straightforward shape it remains the most popular halogen headlight until today. Approved by German road traffic regulations.

LUMOTEC BASIC

- | Halogen
- | 17 Lux

		with switch ON/OFF	Standlight	Sensor automatic	Light at close range	Daytime LEDs
LUMOTEC Basic						
Standard	170					
N	170N2	●				

OVERVIEW DYNAMO-POWERED HEADLIGHTS



	Ref. no.	Light source	Lux	Extensive beam pattern	Light at close range	Daytime LEDs	Front-reflector	Stand-light	Switch ON/OFF	Sensor automatic
LUMOTEC IQ-X										
IQ-X silber	164RTSNDI	LED	100	●	●	●	incl.	●	●	●
IQ-X schwarz	164RTSNDI-01	LED	100	●	●	●	incl.	●	●	●



	Ref. no.	Light source	Lux	Extensive beam pattern	Light at close range	Daytime LEDs	Front-reflector	Stand-light	Switch ON/OFF	Sensor automatic
LUMOTEC IQ2 LUXOS LUXOS U additionally offers handlebar push button, USB charging, beam boost, rear light monitoring										
B	179B	LED	70	●	●	●	incl.	●	●	●
U	179U	LED	70/90	●	●	●	incl.	●	●	●



	Ref. no.	Light source	Lux	Extensive beam pattern	Light at close range	Daytime LEDs	Front-reflector	Stand-light	Switch ON/OFF	Sensor automatic
LUMOTEC IQ Cyo										
N plus	175QNDI	LED	60					●	●	
senso plus	175QSNDI	LED	60					●	●	●
PREMIUM senso plus	1752QSNDI	LED	80	●	●			●	●	●
RN plus	175QRNDI	LED	40		●		●	●	●	
R senso plus	175QRSNDI	LED	40		●		●	●	●	●
PREMIUM R senso plus	1752QRSNDI	LED	60	●	●		●	●	●	●
T senso plus	175QTSNDI	LED	60			●		●	●	●
PREMIUM T senso plus	1752QTSNDI	LED	80	●	●	●		●	●	●
RT senso plus	175QRTSNDI	LED	40		●	●	●	●	●	●
PREMIUM RT senso plus	1752QRTSNDI	LED	60	●	●	●	●	●	●	●



	Ref. no.	Light source	Lux	Extensive beam pattern	Light at close range	Daytime LEDs	Front-reflector	Stand-light	Switch ON/OFF	Sensor automatic
LUMOTEC IQ FIy										
PREMIUM senso plus	1742QSNDI	LED	80	●	●		●	●	●	●
RT senso plus	174QRTSNDI	LED	40		●	●	●	●	●	●
PREMIUM RT senso plus	1742QRTSNDI	LED	60	●	●	●	●	●	●	●



	Ref. no.	Light source	Lux	Extensive beam pattern	Light at close range	Daytime LEDs	Front-reflector	Stand-light	Switch ON/OFF	Sensor automatic
LUMOTEC IQ2 Eyc										
plus	160RDI	LED	50		●		incl.	●		
N plus	160RNDI	LED	50		●		incl.	●	●	
T senso plus	160RTSNDI	LED	50		●	●	incl.	●	●	●



	Ref. no.	Light source	Lux	Extensive beam pattern	Light at close range	Daytime LEDs	Front-reflector	Stand-light	Switch ON/OFF	Sensor automatic
MYC										
N	150RN	LED	50		●		incl.		●	
N plus	150RNDI	LED	50		●		incl.	●	●	
T senso plus	150RTSNDI	LED	50		●	●	incl.	●	●	●



	Ref. no.	Light source	Lux	Extensive beam pattern	Light at close range	Daytime LEDs	Front-reflector	Stand-light	Switch ON/OFF	Sensor automatic
LUMOTEC ONEFIVE only for 1.5 W hub dynamos										
T senso plus	165RTSNDI	LED	30		●	●	incl.	●	●	●

	Ref. no.	Light source	Lux	Extensive beam pattern	Light at close range	Daytime LEDs	Front-reflector	Stand-light	Switch ON/OFF	Sensor automatic
--	----------	--------------	-----	------------------------	----------------------	--------------	-----------------	-------------	---------------	------------------

LUMOTEC IQ Avy

N	162RN	LED	40		●		incl.		●	
N plus	162RNDI	LED	40		●		incl.	●	●	
T senso plus	162RTSNDI	LED	40		●	●	incl.	●	●	●



LUMOTEC Upp

N	166N	LED	30		●		●		●	
N plus	166NDI	LED	30		●		●	●	●	
T senso plus	166TSNDI	LED	30		●	●	●	●	●	●



LUMOTEC Lyt

BN	1781N	LED	20				●		●	
BN plus	1781NDI	LED	20				●	●	●	
B senso plus	1781SNDI	LED	20				●	●	●	●
N	178N	LED	25		●		●		●	
N plus	178NDI	LED	25		●		●	●	●	
senso plus	178SNDI	LED	25		●		●	●	●	●
T senso plus	178TSNDI	LED	30		●	●	●	●	●	●



LUMOTEC Classic


N	1786CN	LED	25		●		●		●	
N plus	1786CNDI	LED	25		●		●	●	●	
senso plus	1786CSNDI	LED	25		●		●	●	●	●
T senso plus	1786CTSNDI	LED	30		●	●	●	●	●	●



LUMOTEC Basic

Standard	170	Halogen	17				●			
N	170N2	Halogen	17				●		●	





Made in
Germany



DYNAMO-POWERED REARLIGHTS

- | Minimalistic design
- | Very good visibility all around
- | Aluminium casing, black or silver anodised
- | Choice of mudguard, strut or seat post mounting
- | Standlight



Type 332ALK

μ [my:][®]

SMALL. SMALLER. μ.

The smallest rear light approved for road use. [my:]. Minimalistic in a high-grade aluminium casing. Fits aluminium design headlights by Busch + Müller. In spite of its small size, it offers good visibility all around. Available in two versions. The μ may be mounted to the mudguard as well as to the strut or seat post. Small, efficient and very visible, the rear light is a great fit for modern bicycles.

DYNAMO

original size



for seatpost/strut



for mudguard



LINE

TOPLIGHT SERIES.

2 high power LEDs inside the 90 mm LineTec light strip (transparent glass, shines red). Super bright with 320° visibility. Standlight (powered by capacitor, no batteries required), deactivates automatically after 4 minutes (parking function) or manually. Only 53 g, very slim, 94 x 45 x 16.5 mm. Integrated large Z reflector. Mounting distance 50 or 80 mm. Approved by German road traffic regulations. Also includes mark of approval F.



LINE

- | 2 high power LEDs
- | LineTec light strip
- | 320° visibility
- | Standlight, can be deactivated manually
- | Large Z reflector
- | Optional: Brake light function BrakeTec

Toplight Line		Standlight	Brake light function BrakeTec
plus	323ALT	●	
brake plus	323ALTV	●	●

FLAT

TOPLIGHT SERIES.

LED rear light (111 x 50 mm). Design: Extremely flat and light, large Z reflector integrated elegantly in two circular shapes. Battery-powered versions available. Carrier mounting: 50 or 80 mm mounting distance. Approved by German road traffic regulations. Also includes mark of approval F.



FLAT

- | 1 high power LED
- | 220° visibility
- | Large Z reflector
- | Standlight



FLAT S

- | LineTec light strip
- | 1 high power LED
- | 220° visibility
- | Large Z reflector
- | Standlicht

Toplight Flat S		Standlight	Brake light function BrakeTec
plus	329ASK	●	
Toplight Flat			
plus	329ALK	●	


VIEW®

TOPLIGHT SERIES.

Two super bright LEDs create a dual light source. LineTec: Two patented light systems emit two strips of light. The effect: a brightly shining light area that can be perceived from great distances. The clear casing allows for optimal lateral light emission. Automatic standlight. Centrally integrated large reflector. 102x48 mm. Only 50 g. Approved by German road traffic regulations.



- | 2x LineTec light strip
- | 2 high power LEDs
- | Large Z reflector
- | Standlight
- | Optional: Brake light function BrakeTec



The BrakeTec version of the TOPLIGHT view. If the velocity decreases significantly, both the upper and lower light strip pulsate extremely brightly.

	Standlight	Brake light function BrakeTec
Toplight View		
plus	321ASK	●
brake plus	321ASKV	● ●

2C

TOPLIGHT SERIES.

Minimalistic (105 x 31 mm), confidently shaped. Its function: In the dark, two clear and C-shaped arcs to the left and right appear as bright light strips. This distinct "light bracket" is created by two high power LEDs, with a central large Z reflector. 2C offers standlight, serially. Approved by German road traffic regulations.



- | LineTec light strip
- | 2 high power LEDs
- | Standlight
- | Large Z reflector
- | Minimalistic design

	Standlight	Brake light function BrakeTec
2C		
plus	326ASK	●

SMALL


TOPLIGHT SERIES.

One of the smallest and lightest dynamo-powered rearlight approved for road use. The special clear lens system spreads the light of one high power LED to become a very bright, red strip of light. Approved by German road traffic regulations.



Type 53234ASK

- | LineTec light strip
- | Standlight
- | 50 mm mounting distance
- | LED rear light without reflector



The clear glass lens system shines red.



Type 328ALK



Type 320ALK



Type 327AS

D-TOPLIGHT®

The classic. For dynamo, battery or both energy sources in combination (version Duo). Large Z reflector. 120 x 55 mm. Approved by German road traffic regulations.

SELECTRA® PLUS

Basic carrier-mounted rear light with 3 LEDs and standlight function. Large Z reflector. 110 x 60 mm. Mounting distance 50 or 80 mm. Approved by German road traffic regulations.

TOPLIGHT®

The original. With incandescent bulb. Large Z reflector. 125 x 60 mm. Marks of approval E and F. Carrier mounting with 50 or 80 mm mounting distance. Approved by German road traffic regulations.


		Standlight	Brake light function BrakeTec
D Toplight	328ALK	●	
Toplight	327AS		
Selectra Plus	320ALK	●	

MINI

TOPLIGHT SERIES.

The world's smallest TOPLIGHT rear light with integrated Z reflector. Many functions in a minimalistic casing: Two high power LEDs shine brightly. Only 95 x 38 x 17 mm, at 34 g extremely light. Ideally fits on modern bikes with slender carriers. Mounting distance 50 or 80 mm.

- | Standlight
- | Mounting dimension 50/80 mm
- | Approved by German road traffic regulations
- | Large Z reflector




Type 322ALK

SECULA®

A prism system creates a light crown from one high power LED, which is very distinctive due to its "spatial" shape and enables other traffic participants to better estimate the distance to the bicycle. Approved by German road traffic regulations.

- | 1 high power LED
- | Exceptionally bright LineTec light crown
- | Standlight
- | Centrally integrated rear reflector
- | Compact casing



Type 331ASK



Version for strut or seat post mounting (331/2ASK).



SECULITE®

With 1 high power LED. Integrated rear reflector. Approved by German road traffic regulations. Also includes mark of approval F.



STANDARD

Mudguard rear light with incandescent bulb 6V/0.6W, integrated rear reflector. Approved by German road traffic regulations..

Seculite		
Standard	330AL	
plus	330ALK	●
Standard	339AS	

Standlight
 Brake light function BrakeTec



Cross mounting.
 For SECULITE. Made from stainless steel. For all bikes without mudguard. Earth connection possible via bicycle frame (type 246).



Rear light safety bar.
 Black, only for SECULA (type 431SBS).

Option: stainless steel (type 431SB).

REAR LIGHTS FOR MUDGUARD & STRUT MOUNTING



	Ref. no.	Light source	Dynamo	Standlight	LineTec
μ					
μ silber	332ALK	LED	●	●	
μ schwarz	332ALK-01	LED	●	●	



	Ref. no.	Light source	Dynamo	Standlight	LineTec
SECULA					
plus	331ASK	LED	●	●	●
plus (Strut mount)	331/2ASK	LED	●	●	●



	Ref. no.	Light source	Dynamo	Standlight	LineTec
SECULITE					
Standard	330AL	LED	●		
plus	330ALK	LED	●	●	

REAR LIGHTS FOR CARRIER MOUNTING



	Ref. no.	Light source	Mounting distance	Standlight	BrakeTec	LineTec
Toplight Line						
plus	323ALT	LED	50	●		●
plus	323/8ALT	LED	80	●		●
brake plus	323/5ALTV	LED	50	●	●	●
brake plus	323/8ALTV	LED	80	●	●	●



	Ref. no.	Light source	Mounting distance	Standlight	BrakeTec	LineTec
Toplight View						
plus	321ASK	LED	50/80	●		●
brake plus	321ASKV	LED	50/80	●	●	●



	Ref. no.	Light source	Mounting distance	Standlight	BrakeTec	LineTec
Toplight 2C						
plus	326ASK	LED	50/80	●		●

	Ref. no.	Light source	Mounting distance	Standlight	BrakeTec	LineTec
Toplight Flat S / Flat						
Standard	329AL	LED	50/80			
plus	329ALK	LED	50/80	●		
S plus	329ASK	LED	50/80	●		●



Toplight Line Small						
plus	53234ASK	LED	50	●		●



Toplight Mini						
plus	322ALK	LED	50/80	●		



D-Toplight						
plus	328ALK	LED	50/80	●		
permanent	328BL	LED	50/80	●		



Selectra						
plus	320ALK	LED	50/80	●		



Toplight						
Standard	327AS	Incandescent lamp	50/80			



DYNAMO

BATTERY-POWERED LIGHT



Made in
Germany

- | High output LED battery-powered headlight
- | Aluminium casing, anodised
- | LED IQ2 technology
- | 150 Lux maximum output
- | Extensive beam pattern
- | Light at close range
- | Eight light levels, may be selected individually, illuminated digital display
- | HighPower: 150 Lux, more than 2 hours
- | LowPower: more than 10 Lux, approx. 30 hours
- | Integrated lithium battery





Type 196

IXON SPACE®

Busch + Müller's new maximum light output, compact, with integrated battery. 150 Lux is the peak level and shines for more than two hours - both space and the road are illuminated widely and brilliantly as never before. Like all our headlights, IXON Space is approved for road use with a clearly defined glare cut-off.

IXON Space is compellingly comfortable when its eight light levels are used efficiently. They can be controlled freely by the gentle push of a finger on a digital scale. That way the ideal brightness can be selected for every occasion - in the lowest mode, one charge of the battery even lasts for approximately 30 hours.

Even more extra comfort: The illuminated display shows the remaining light duration for each light level, the current time or when the battery is used to charge mobile devices, e.g. smartphones, via USB (power bank mode).



Power bank mode



Remaining charge in percent



Remaining light duration



BATTERY

IXON IQ®

THE NAME GIVING IXON.

When set to HighPower mode, the high output LED inside the LED reflector shines extremely bright for up to 5 hours. In low power mode, 10 or 15 Lux are reached - for 20 hours. The electronic system (90% efficiency) shows battery capacity, charging process and condition. Over-charging is not possible.



IXON IQ PREMIUM

- | 80 Lux
- | Extensive beam pattern
- | Light at close range
- | High power: 80 Lux, 5 hours
- | Low power: 15 Lux, 20 hours

IXON IQ PREMIUM	
Headlight	1922QM
Headlight / mains charger / 4 rechargeable batteries	1922QMLA
IXON IQ	
Headlight	192QM
Headlight / mains charger / 4 rechargeable batteries	192QMLA
Main adapter	447L
4 rechargeable batteries, Ni-MH, each 2100 mAh	492A/2100
Universal mounting bracket	492HUPB
Fork mounting bracket	475D/492GAPB
Anti-glare protection	492BPB



IXON IQ® SPEED

IXON SERIES.

The sportive, high-end battery-powered headlight. Compact. Powerful. Robust. Excellent lighting of the road with a single LED, considering German road traffic regulations. Weighs only 98 g (without battery/cable). Test winner in Europe's largest racing cycle magazine.



CHIP Germany's no. 1 website for computers tested battery-powered headlights. Best in test was IXON IQ PREMIUM Speed: "True power during on-road tests: No competitor better accomplishes the feat of lighting the road as well as the kerbside."

IXON IQ Speed PREMIUM	
Basic set: headlight with charging unit and battery pack	1932QLA
Secondary headlight	1932QZ



Powered by external battery

SPEED PREMIUM

- | LED IQ-TEC
- | 90 Lux
- | Two headlights connected to one battery: 180 Lux
- | Extensive beam pattern
- | Light at close range
- | HighPower mode: 90 Lux, 10 hours
- | LowPower mode: 15 Lux, 50 hours
- | Approved by German road traffic regulations

IXON® CORE

IXON SERIES. THE SMALL, MOBILE ONE.
CLICKS ON SIMPLY.

... and is easily pocketed. In Germany approved for all bikes. IQ2 technology. Very good and homogenous lighting of the road. Fits all handlebars. Circumferential soft component offers shock protection. Only 112 g including battery and mounting bracket.

TOUR Europe's largest racing bicycle magazine: No headlight is more compact than the IXON Core ... the most affordable, smallest and lightest headlight. **Trekking-bike** For their editors, the IXON Core is the only headlight earning the highest grade SUPER and the award "Trekkingbike TIPP". **RoadBIKE** The racing cycle magazine's test result: SEHR GUT (EXCELLENT).



Type 180L



including mounting bracket

- | High power: 50 Lux, 3 hours
- | Low power: 12 Lux, 15 hours
- | Aluminium casing, silver anodised
- | Integrated lithium battery
- | Charged via micro USB port
- | With capacity indicator
- | Splash- and rainwater-proof
- | Approved by German road traffic regulations

IXON FYRE®

IXON SERIES.

The practical entry level model with IQ technology. Charging via micro USB socket (type 195L includes mains adapter and charging wire). Weighs only 143 g, including battery and mounting bracket.



Type 195



including mounting bracket

- | 30 Lux
- | Light at close range
- | Integrated lithium battery
- | Capacity indicator
- | Splash- and rainwater-proof
- | Approved by German road traffic regulations
- | High power: 30 Lux, 5 hrs.
- | Low power: 10 Lux, 15 hrs.

IXON® PURE

IXON SERIES.

Battery-powered LED headlight with lens technology. Good lighting of the road, with light at close range. A circumferential rubber edge is moulded over the headlight's front, protects from shocks and serves as an anti-glare protection for the cyclist when riding out of the saddle. Lateral light emission: improved visibility for other traffic participants.



Type 194

- | Good lighting of the road
- | With light at close range
- | High power: approx. 30 Lux, 5 hours
- | Low power: approx. 15 Lux, 15 hours
- | Approved by German road traffic regulations

Economically priced basic version with good lighting of the road. No charging socket.

- | Approx. 15 Lux
- | Shines for up to 12 hours
- | Power supply: standard AA or externally charged rechargeable AA batteries

IXON Pure	
Headlight with all accessories	194LA
Headlight without charging set	194

IXON Pure B	
Headlight without charging set	194I

Fully loaded

Headlight with USB charging socket, includes mains charging unit with charging cable, 3 rechargeable AA batteries.

No accessories

Also available without its own charging accessories: charging via micro USB socket, e.g. using standard mobile phone charging units. Batteries not included.

EYRO®

LUMOTEC SERIES.

This battery headlight is mounted to the fork! Modern IQ technology with an integrated lithium battery. For charging, the light/battery unit is removed - while the holder stays fixed to the bicycle. Moderately theft-proof by twistlock. Charging via micro USB socket (an appropriate cable is included).



- | 30 Lux
- | Light at close range
- | Integrated lithium battery
- | Capacity indicator
- | Splash- and rainwater-proof
- | Approved by German road traffic regulations
- | High power: 30 Lux, 5 hrs.
- | Low power: 10 Lux, 15 hrs.
- | Integrated front reflector



IXON IQ + IXBACK
Type 192QMLA/382/IUS-00 = IXON IQ Premium set + IXBACK senso
Type 192QMLA/382/IUS-00 = IXON IQ Set + IXBACK senso



IXON Core + IXXI
Type 180L/383 = IXON Core + IXXI



IXON Fyre + IXXI
Type 195L/383 = IXON Fyre + IXXI



Type 382/IUS

IXBACK®

Battery-powered rear light. 25 hours full light intensity. Quick and easy mounting using rubber bands or cable straps - light box can be removed with one click. Also possible: maximally theft-protected mounting.

- | LineTec: patented lens system
- | 360° visibility
- | Automatic activation (light/motion sensor) or permanent light wählbar selectable
- | With capacity indicator
- | Approved by German road traffic regulations
- | Integrated lithium battery
- | Charging via micro USB socket



Type 383

- | Integrated lithium battery
- | Shines for 15 hours
- | Charging via micro USB socket
- | With capacity indicator
- | Approved by German road traffic regulations

IXXI®

Battery-powered rear light. High output LED. Very bright, large beam angle. Fits all seat posts. 53 mm tall, 31 mm wide. Weight (incl. battery and mount): 35 g.

RoadBIKE The racing cycle magazine awarded the battery-powered rear light with the highest possible grade: ÜBERRA- GEND = OUTSTANDING. They say that IXXI is appealing because it is the lightest tested rear light that also offers long endurance. Mounting via rubber strap is lightning-fast.

BATTERY



Type 381

IX-RED

Battery diode rear light. With German mark of approval. Approved by German road traffic regulations.

VIEW®

Ideal lateral light emission via circumferential clear glass casing. Two super bright LEDs create a dual light source. LineTec: Two patented light systems emit two strips of light. The effect: a brightly shining light area that can be perceived from great distances.



	Ref. no.	Mounting distance	Battery	Sensor automatic	Standlight	LineTec
View permanent	321BS	50/80	●	●	●	

2C

In the dark, two clear and C-shaped arcs to the left and right appear as bright light strips. This distinct "light bracket" is created by two high power LEDs.



	Ref. no.	Mounting distance	Battery	Sensor automatic	Standlight	LineTec
2C permanent	326US	50/80	●	●	●	

LINE

2 high power LEDs inside the 90 mm LineTec light strip (transparent glass, shines red). Super bright with 320° visibility. Integrated large Z reflector. Mounting distance 50 or 80 mm. For one AA battery (included).



Pict.: Dynamo version

	Ref. no.	Mounting distance	Battery	Sensor automatic	Standlight	LineTec
sens	323/5BLHR	50	●	●	●	●
sens	323/8BLHR	80	●	●	●	●
permanent	323/5BL	50	●	●	●	●
permanent	323/8BL	80	●	●	●	●

FLAT S



Patented lens system creates 220° visibility. Design: Extremely flat and light, rear reflector integrated elegantly in two circular areas. Version with light strip function LineTec. LineTec enables other traffic participants to better estimate distances. For two AA batteries (not included).

	Ref. no.	Mounting distance	Battery	Sensor automatic	Standlight	LineTec
permanent	329BL	50/80	●	●	●	●
senso	329BLHR	50/80	●	●	●	●
S permanent	329BS	50/80	●	●	●	●
S senso	329BSHR	50/80	●	●	●	●



XS

Robust carrier-mounted rear light. Protected against shocks and moisture by soft touch sealing edge. For two AA batteries (not included).

	Ref. no.	Mounting distance	Battery	Sensor automatic	Standlight	LineTec
permanent	325BL	50/80	●	●	●	●



SECULA®

The LineTec lens system forms a clear and elegant crown around the reflector. Red light circles shine brightly. The active signalling surface is quite large even through the rear light itself is petite. Includes two AAA batteries.

	Ref. no.	Mounting distance	Battery	Sensor automatic	Standlight	LineTec
permanent	331BS		●	●	●	●
permanent (Strebenmontage)	331/2BS		●	●	●	●

E-WERK®

For connection to a hub dynamo. Supplies energy to charge or power mobile devices. Voltage (up to 13.3 V) and current (up to 1.5 A) can be adjusted variably. Charges at velocities of approx. 8 km/h and faster - at only 15 km/h as quickly and efficiently as standard mains connected chargers. It can also be connected to DC power sources of up to 50 V, so that operation with an e-bike or car battery is possible as well. Extensive accessories. Universal connections (also USB). Splash- and rainwater-proof.



Type 361

CACHE BATTERY

Some sensitive mobile electronic devices react to voltage fluctuations by interrupting the charging process. Since the E-WERK is connected to a hub dynamo, it cannot supply power free of those kinds of fluctuations. The cache battery harmonises the voltage and prevents charging interruptions. Only suitable for E-WERK. Constantly supplies 5 V. 1400 mAh capacity. With nylon bag.



USB-WERK

For powering/charging mobile devices via hub dynamo. Supplies 5 V and up to 500 mA current. An integrated small cache battery ensures constant 5 V supply during slow riding and/or stops. Universal connections. Contains cable with USB socket. Splash- and rainwater-proof.



Type 361BW

UNIVERSAL COCKPIT ADAPTER

Keeps mobile devices securely on the handlebar. For devices with a width ranging from 45 to 115 mm. For handlebar diameters from 22 to 40 mm. Easy mounting with elastic strap, no tools necessary. Mobile devices can be inserted/removed with one movement of the hand. Includes additional retaining strap.

From 2020, type 261 will be replaced by the new version 262, illustration on the right.



REFLECTORS

Cyclists and pedestrians are very much endangered because they are the 'weakest' road users and will often be seen very late by other traffic participants. Reflectors are a considerable safety factor! We only use high quality prisms in order to get high reflection values from small surface areas.

FRONT 313/5WB



Marks of approval B, D, E, GB. Also available in red: HECK Type 313/1WB. Reflector size 55 x 50 mm.

FRONT 313/5U¹⁾



Integral U-shaped plastic bracket. Especially suited for cantilever brakes. Weighs only 12 g. Marks of approval D, E, GB. Also available in red: HECK Type 313/1U. Reflector size 38 x 47 mm

FRONT 464R



For IQ-X and Cyo without daytime running light. Screw-on. Marks of approval D, E, GB

FRONT 305K¹⁾



Fastening clamp for handlebar shaft. Transverse or upright assembly. Marks of approval D, E. Reflector size 36 x 61 mm.

FRONT 313/5WF¹⁾



Metal bracket. Especially suited for suspension forks, V brakes, hydraulic and drum brakes. Wide angle reflection. Marks of approval B, D, E, GB. Also available in red: HECK Type 313/1WF. Reflector size 55 x 50 mm.

FRONT 313/5WU¹⁾



U-shaped metal bracket. M6 thread. Especially suited for cantilever brakes. Wide angle reflection. Marks of approval B, D, E, GB. Also available in red: HECK Type 313/1WU. Reflector size 55 x 50 mm.

FRONT UNIVERSAL 313/5K¹⁾



Tensioning strap and rubber lining for any tube diameter. 10 g only. Marks of approval D, E, GB. Also available in red: HECK universal Type 313/1K. Reflector size 38 x 47 mm.

306GS



Self-adhesive foil on the back. Marks of approval D, E. Reflector size 89 x 13 mm. For fork mounting.

HECK 312H



Admitted for contour parallel attachment to mudguards (up to 30° inclination). Marks of approval D, E. Type 312H/8: with metal strap for riveted attachment.

HECK 313/1



For screw-on attachment to mudguard. Marks of approval D, E. Reflector size 38 x 47 mm.

HECK MINI-Z 313/1ZB¹⁾



Plastic screw-on clamp Ø 13-40 mm, 55 x 50 mm. Superior reflection values in spite of small size. Marks of approval D (including Z), E.

HECK 314/1



For mudguard attachment. Especially suited for short type mudguards. Complete with screw. Marks of approval D, E. Type 314/8: with metal strap for riveted attachment. Reflector size 40 x 45 mm.

HECK 313/3Z



Format 27 x 91 mm. Carrier mounting. Screw hole distance 50 mm. With 2 screws. Mark of approval D (incl. Z).

HECK BIG 316WZ



For luggage carrier attachment. Screw connection at 50 mm and 80 mm distance. Complete with 2 screws. Mark of approval D (including Z). Type 316: with flat reflector. Type 316W: wide angle design. Reflector size: 50 x 110 mm.

TEDDY-REFLEX 621STPB/CLIP 625



For pedestrians. Clear or coloured reflector.

ABSTANDHALTER 317



With white (forward reflection) and red (backward reflection) reflector, including brackets and assembly instructions.

SPEICHENRÜCK-STRAHLER 309M




Undetachable. Fits any tyre size. With stainless steel clamps. Easy assembly: just twist into spokes. Marks of approval D, E.

SPEICHENRÜCK-STRAHLER 309



Undetachable. Fits any tyre size. With rotatable plastic brackets. Easy assembly: just twist into spokes. Marks of approval D, E. Type 309V for narrow spoke clearance.

SPEICHENRÜCK-STRAHLER 308



113 mm long, wide angle design. Easy assembly: just twist into spokes. Marks of approval B, E, F, GB.





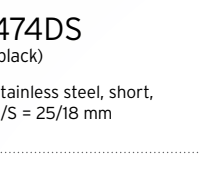

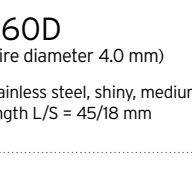

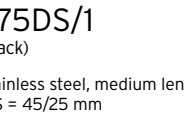


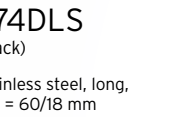


SPECIAL 563



Format 36 mm x 61 mm. Self-adhesive foil on the back. Marks of approval E, SAE. Type 563/2: yellow reflector, Type 563/5: white reflector.

1) Many mounting straps available. For the complete range, see www.bumm.de.

HEADLIGHT MOUNTING BRACKETS

 <p>470H Metal, long, black, L/S = 55/20 mm</p>	 <p>471F Metal, short, black, L/S = 40/21 mm</p>	 <p>471U Diecast zinc, U-shaped, black</p>	 <p>474D (shiny)</p>  <p>474DS (black)</p> <p>Stainless steel, short, L/S = 25/18 mm</p>	 <p>475D (wire diameter 4.5 mm)</p>  <p>460D (wire diameter 4.0 mm)</p> <p>Stainless steel, shiny, medium length L/S = 45/18 mm</p>
 <p>475D1 (shiny)</p>  <p>475DS/1 (black)</p> <p>Stainless steel, medium length, L/S = 45/25 mm</p>	 <p>475DS</p> <p>Stainless steel, black, medium length, L/S = 45/18 mm</p>	 <p>474DL (shiny)</p>  <p>474DLS (black)</p> <p>Stainless steel, long, L/S = 60/18 mm</p>	 <p>475DU</p> <p>Bracket for overhead mounting, L/S = 55/20 mm</p>	 <p>474DU</p> <p>Bracket for overhead mounting, L/S = 36/27 mm</p>

	IQ-XS 167/Myc 150/Eyc 160/Avy 162/ IQ-X 164/Onefive 165/Basic 170/ Cyo 175/Lyt 178/LUXOS 179	Eyro 163/Upp 166/ Fly 174	Classic 1786C	Retro 1706C
470H	•		•	•
471F		•		
471U		•		
474D 474DS		•	•	
475D 475DS	•	•		
460D	only Eyc 160			
475D/1 475D/1S	•	•		
474DL 474DLS	•			
475DU	for all except Basic and LUXOS			
474DU	for all except Basic and LUXOS			
471AOK	•	•		
471AOL				
4706CB			•	•
471B		•		
471B/1		•		
471LH	•			
464HA	•	•		
464H	•	•		
471AR	•	•		
471A	•	•		
471E	•			
471ASR	•			
471AXK		•		
471AX	•	•		
470GP	•	•		
464A	•	•		
470LH	•	•		
475K	•	•		
475ISS/ISM	•	•		



471AOK

Adapter, short, for SR suspension forks (Mobie)



471AOL

Adapter, long, for SR suspension forks (Mobie)



4706CB

Chromed metal bracket, for head tube mounting (1")



471B
(1")

471B/1
(1 1/8")

Plastic, for head tube mounting



471LH

Plastic, long, extremely break-proof, L = 75 mm



464HA
Milled aluminium
464HAS
(black)



464H
Multi-joint bracket, plastic with aluminium cable guide, L/S = 40/32 mm



471AR
Adapter für RST forks



471A
Adapter für SR-suspension forks CR8, NEX + NCX from 2016



471E
Extension piece (in addition to 471A for hydraulic brakes)



471ASR
Adapter for Rock Shox (Paragon)



471AXK
Adapter, short, for SR suspension forks CR9 + NCX (2009-2015)



471AX
Adapter, long, for SR suspension forks CR9 + NCX (2009-2015)



470GP
Adapter for GoPro mounts



470A
Plastic adaptor for headlights



470LH
Handlebar mount for dynamo headlamps, compatible with Bosch e-bike computer displays (see p. 24)



475K
Cable guide for 475D, 475DS, 475D/1, 475DS/1



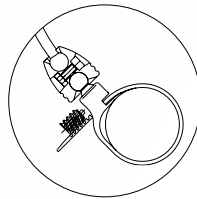
475ISS/ISM
Stainless steel special screw and washer. For all stainless steel brackets.

CYCLE STAR®

The premium rear view mirror series for bicycles and pedelecs is now available in three sizes and two shapes. The pronounced curvature of the mirror provides an extra large field of vision. Its glass is protected against shattering. All CYCLE STAR mirrors are extremely adjustable and can be turned inwards.

MOUNTING

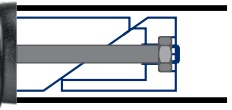
Using the internal handlebar mount is the sturdiest mounting option, saving space on the handlebar itself. Most CYCLE STAR mirrors can be clamped onto the handlebar as well, all mounting accessories are included. Only internal handlebar mounting (non-adjustable) for types 901/2, 903/2 and 913/712.



Bracket mounting

Extremely adjustable

Maximal sturdiness.
Made of aluminium.



Universal internal handlebar mounting



Ø 80 mm: Type 903/7

Can easily be folded in - this also protects in case of collisions! If the mirror is folded out again, it automatically locks back into its previous position. Approved for speed e-bikes in Switzerland. Only with internal handlebar mount. For handlebar diameters 17,2 to 22 mm. For straight or bent handlebars (maximum angle 22°).



Extra long bar
Ø 60 mm: Type 901
Ø 80 mm: Type 903



Ø 80 mm: Type 903/6A

Turns away in case of a collision. Approved for speed e-bikes in Switzerland. Internal handlebar or clip mount. Upright or hanging mounting possible: handlebar diameters 14,5 to 18,5 mm.



Short, straight bar
Ø 60 mm: Type 901/1
Ø 80 mm: Type 903/1



Only with internal handlebar mount
Ø 60 mm: Type 901/2
Ø 80 mm: Type 903/2



Short, bent bar
Ø 60 mm: Type 901/3
Ø 80 mm: Type 903/3

CYCLE STAR E

This new pentagonal CYCLE STAR shape offers an even larger reflecting surface. The soft circumferential component protects the mirror in case of collision. These mirrors are approved for speed e-bikes. Mark of approval "E".



CYCLE STAR E 913/712

Can easily be folded in - this also protects in case of collisions! If the mirror is folded out again, it automatically locks back into its previous position. Approved for speed e-bikes. Only with internal handlebar mount. For handlebar diameters 17.2 to 22 mm. For straight or bent handlebars (maximum angle 22°).

CYCLE STAR E 913/612A

Turns away in case of a collision. Approved for speed e-bikes. Upright or hanging mounting possible: handlebar diameters 14,5 to 18,5 mm. Internal handlebar or clip mount.



Type 913/701VLM
No bar, space-saving, low-vibration



Type 913/801VLM

E-BIKE MIRRORS

Comply with requirements for fast e-bikes. Defined size, curvature and function: The mirror must not stay rigid during collisions, but must collapse. Mark of approval "E".



Mirror 902/1
with reflective foil



Mirror 902/2

STANDARD MIRRORS

Plastic casing: Ø 93 mm, plane glass.
Bar: Ø 6 mm, with sturdy metal clamp.

REAR VIEW MIRRORS AND LIGHT COMPONENTS FOR MOTORCYCLES

A selection from our range. Many further models available upon request!



Universal mirror
Ref. no. 911/2 - L+R / P+V



Leg shield mirror
Ref. no. 912/2 - L+R / P+V



Pivoting mirror (folds in)
Ref. no. 913/3 - L+R / P+V
Ref. no. 913/1 - Plastic version



Universal mirror
Ref. no. 922 - M / P+V



Universal mirror
Ref. no. 922/15 - M / P+V / e



Universal mirror
Ref. no. 922/16 - M / P+V / e



Hinge mirror
Ref. no. 960VE



BMW mirror
Ref. no. 1911/966V / L + R¹⁾ / E



BMW mirror
Ref. no. 1911/903VCE¹⁾



BMW mirror
Ref. no. 1911/2063VM / L + R¹⁾ / E



BMW mirror
Ref. no. 1911/77BVME



BMW mirror - mirror head completely milled from aluminum
Ref. no. 1911/112VM / L + R¹⁾ / E



Hercules mirror
Ref. no. 913/4 - L+R / P+V
Ref. no. 913/2 - Innenlenkerspiegel universal



Honda mirror
Ref. no. 926/300A0VE2



Honda mirror
Ref. no. 926/37V / M+C



Honda mirror
Ref. no. 926/500AVME / L+R



KTM mirror
Ref. no. 916/307VMEKT¹⁾



KTM mirror
Ref. no. 916/909VE / L+R¹⁾



KTM mirror
Ref. no. 916/962VM / L+R¹⁾



MBK/Peugeot mirror
Ref. no. 928/801SILBVE / L+R



BMW direction indicator
Ref. no. 1811/34 / L + R¹⁾ / E



BMW licence plate light and holder,
integrated reflector
Ref. no. 1811/40¹⁾ / E

For many years, Busch + Müller has manufactured motorcycle components. Traditionally, these include rear view mirrors, but in the past few years light expertise played a larger role. The range now also includes direction indicators, taillights as well as number plate lights. Among the customers are many notable automotive

and motorcycle brands. Pictured here is a mere selection of the extensive product range. Many of the products shown are not freely available, since they are supplied exclusively to the respective manufacturers.

REFERENCES



L+R separate versions available for left- or right-hand installation

P+V with flat or reducing
Glass available

V only available with reducing glass

M also available in matt black

C also available chrome-plated

M+C available in matt black or chrome-plated

e also available with test approval "E"

E with test approval "E"

1) exclusively for OEMs

FIELD CONSULTANTS

OUR TECHNICAL SALES PEOPLE

exclusively advise retailers in all matters regarding "Best light for bicycles". If you are a retailer, make an appointment with our technically versed advisors.



Herbert Baltrusch
Northern Germany
PLZ 2

h.baltrusch@bumm.de



Frank Regge
Central Germany
PLZ 0-1, 3-6

f.regge@bumm.de



Thomas Schmidt
Southern Germany
PLZ 7-9

t.schmidt@bumm.de

LIGHT-ADJUSTER

Adjust LUMOTEC headlights quickly and precisely according to German regulations: in the workshop or in the sales room - no need to use wall or ground to estimate the light field.



Carrying case set complete with measuring unit and adapters for LUMOTEC series: IQ-X, LUXOS, Cyo, Eyc, Avy, Lyt, IQ-XS, Upp. Upgradeable for future models. Type 1516LC3

- 1) Attach the appropriate adapter to a headlight and secure with an elastic loop.
- 2) Slide on the measuring unit and adjust the headlight glare-free for close, standard or far light. Bicycle has to be on an even surface.
- 3) Fix headlight in this position.
- 4) An integrated laser always points exactly to the light/dark boundary.



❶ Lightchecker Light, type 1516LC1: Simple checking of headlights and rear lights. With quick connection terminals.

❷ Light adapter, type 447LIA: Show the full output of headlights in display windows or during sales pitches - without using a dynamo. Connect the light adapter to the mains and the headlight to the quick connection terminals.

Please note: With the lightchecker, the full light output may not be demonstrated.



PRESENT LIGHT. EXPERIENCE LIGHT.

ALL DYNAMO AND BATTERY HEADLIGHTS FULLY FUNCTIONAL.
ALL REAR LIGHTS "POWERED". ALL PRODUCTS WITHIN REACH.

LIGHT BOX MODULE

With translucent sheet.

DYNAMO MODULE

Lights up when connected to mains! Completely labelled

BATTERY MODULE

Lights up when connected to mains! Shines permanently, no battery change necessary. Completely labelled.

SALES WALL MODULE

Rear wall, base plate, columns, pegs, label set.

All units can be integrated flexibly into store concepts, because all modules are available separately.



ORIGINAL REPLACEMENT PARTS, TOOLS, WIRE SETS, incandescent lamps, wiring accessories, bicycle equipment like chain protectors or stabilisers ... details on all available parts can be

found online at: www.bumm.de

bumm.de

MADE IN GERMANY

You will find our products on high-quality bikes of well-known brands and in well-assorted specialist shops.

BUSCH+MÜLLER KG

Auf dem Bamberg 1
58540 Meinerzhagen
Germany

Fon +49 (0) 23 54-9 15-6000
Fax +49 (0) 23 54-9 15-7000

info@bumm.de